

Time Capsules

Your task is to produce a time capsule to be opened at a point in the future. It is a personal capsule and will contain information about you as you are now- lots of facts plus your thoughts, hopes, and dreams. The capsule will also be a record of what life is like for you now and what is happening at home, at school, in the neighbourhood and in the world at large.

Your time capsule is an envelope so you can't put any large objects inside but photographs, drawings and writing will fit. Your teacher may also allow you to put together a class video to save on a confidential usb drive or computer – only to be shown when the time capsules are opened.

Suggestions about what to include:

A **letter** to yourself explaining who you are now, your hopes for the coming year and for the future after that perhaps. You could also explain what is on your mind at the moment and how you spend your time.

Lists (could be done as a series of **Top Tens**) of what music you are listening to, who your favourite performers are, best computer games, school subjects, hobbies, sports, people, places to visit, animals, celebrities and anything else that you enjoy. You might want to add some **pet hates** too: maybe a list of the ten things that really make you fed up.

A **diary** written over no more than a week but which indicates what you get up to on a daily or even hourly basis.

Recent **photographs** of yourself and your friends – you could go further and photograph what's in your pockets, what your classroom or bedroom is like, your toys, games and books and anything else that defines you as you are at the moment. A selfie or two with the people, clothing and objects that define who you are could be very useful.

News headlines – today's items from the local or national press would be interesting to see when you open up your capsule. What was happening when it was sealed?

Facts – describe yourself. Write a profile and add in a fact sheet where you give your age in years, months, weeks and days as well as measurements such as height, weight, length of arms, hat size, waist line, shoe size and any other vital statistics.

Friend profiles- Who are your mates? Write a paragraph on each of them describing them as vividly as you can. You could extend this to pets or even to teachers.

Class facts- Who is in your class? What groups are there? What is your timetable? Which subjects do you enjoy? Why? Which teachers do you have? What are they like? What do they say about you?

Sporting facts –How are the school sports teams doing? What about the football or other sports team you support?

Oughtobiography-What ought you do before opening the capsule? List five resolutions or five things you want to have done in the next few months.

Sealing your capsule:

You will need to make sure you have your name on it along with the date you sealed it up.

You should also include a not to be opened until... date.

You might wish to draw a design on the capsule and warn people about the dangers of unauthorised opening. Perhaps you could add a curse such as:

Whoever breaks this capsule's seal

Will pain and sorrow greatly feel.

If this is opened before it's due,

Terrible things will happen to you.

You could even describe the horrible things that might happen such as:
a plague of boils and itches,
being scratched by witches,
hair going white and falling out,
nose becoming a piggy's snout.

...or whatever you think is appropriate of course.

Alternatively you might just label it as top secret and emphasise it is for your eyes only.

The capsule will be kept by your teacher in a safe place and returned to you only at the appointed time or if you leave the school.

The Time Capsule of

.....



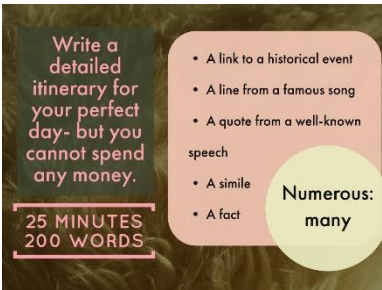


Sealed on

.....

Not to be opened until

.....

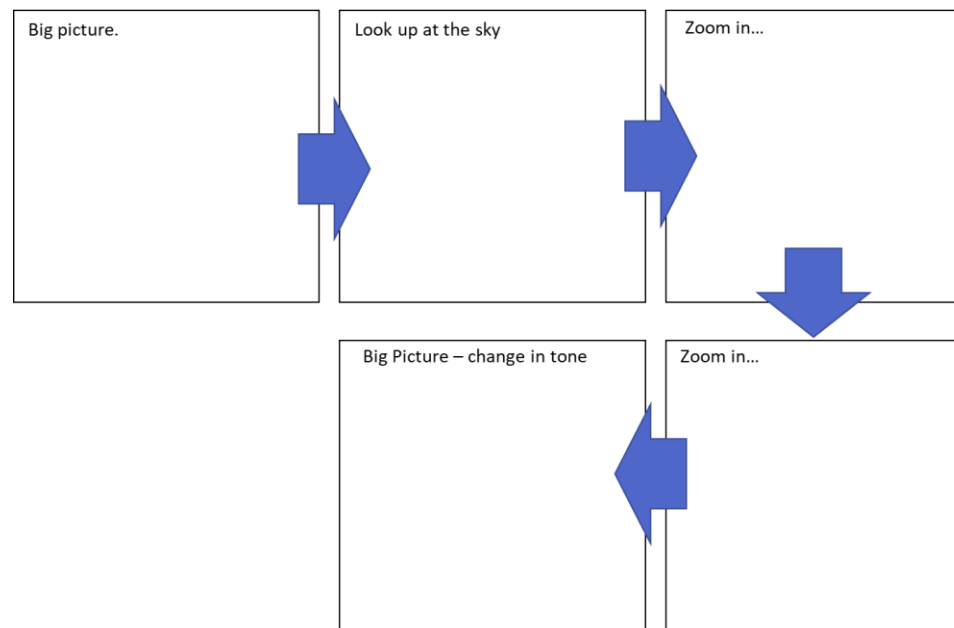


<p>1. Write a description suggested by this image. Use the planning structure</p> 	<p>2. How does the writer use language to create a peaceful setting in this extract? (extract on back – Of Mice and Men)</p> <ul style="list-style-type: none"> • Please answer using full & complete sentences. • Aim for 3 paragraphs • Use clear quotes • Subject terminology • Explain the effect 	<p>3. “Young people are too often and too easily blamed for everything that is wrong with society today”</p> <p>Write an article for a newspaper to explain your point of view.</p> <p>Use the planning structure</p>	<p>4. “The main character seems dislikeable in this extract. She doesn’t seem to care about much.” (extract on back – Hunger Games)</p> <p><u>How accurate do you think this opinion is?</u></p> <ul style="list-style-type: none"> • Use clear quotes • Subject terminology • Explain the effect • Evaluate the extent you agree with the statement. 	<p>5. <i>It was cold. The man shivered. He was worried about what had happened. He didn’t know what to do.</i></p> <p>Write the opening of a story about this man. What has happened to him?</p>
<p>6. How does the writer use language devices and vocabulary to present the family relationships in this extract? (extract on back – Hunger Games)</p> <ul style="list-style-type: none"> • Please answer using full and complete sentences. • Aim for 3 paragraphs • Use clear quotes • Subject terminology • Explain the effect 	<p>7. Write a description suggested by this image. Use the planning structure</p> 	<p>8. <i>The building started to collapse as the storm continued.</i></p> <p>Write a short story about a storm.</p>	<p>9. “The setting almost seems too good to be true; it’s as though something bad is going to happen.” (extract on back – Of Mice and Men)</p> <p><u>Use contrast in the opening to a story that ends with a scary event.</u></p> <ul style="list-style-type: none"> • Use sensory imagery • Write with inference rather than explicit expressions. 	<p>10. ‘School uniform stifles individuality and should be scrapped.’</p> <p>Write the text of a speech for an assembly to your peers in which you explain your point of view.</p> <p>Use the planning structure</p>
<p>11. Create a social media profile for your favourite fictional character from a book.</p> <p>Remember to include factual information (D.O.B, education, hometown) and also status updates of what they're thinking.</p>	<p>12.</p> 	<p>13. Using only 200 words, write a review for a book or film that you have enjoyed.</p> <ul style="list-style-type: none"> • Give details about the plot and main character. 	<p>14. Write a newspaper article relevant to a novel you’ve studied this year.</p> <p>Include specific, accurate information, with correct English. You could include images and/or quotes. Have a look at a newspaper for some inspiration!</p>	<p>15. ‘Slowly opening my eyes I saw something...’</p> <p>Write a short story that starts with the above sentence.</p>
<p>16. Create your own superhero and write a story with them in it.</p> <p>Finished? Draw a comic strip of what happened in your story.</p>	<p>17. Write a description suggested by this image. Use the planning structure</p> 	<p>18. Write your own story about anything you want.</p> <p>It must:</p> <ul style="list-style-type: none"> • Have a clear structure • Have interesting characters • Use a range of language techniques. • Use a range of punctuation. 	<p>19.</p> 	<p>20.</p> <p><i>‘The arrival’</i></p> <p>Write a film script using this title.</p> <ul style="list-style-type: none"> • Include stage directions • Speech • Set the location and what you expect the characters to look like at the start.

Extract from *Of Mice and Men* by John Steinbeck (1937)

A few miles south of Soledad, the Salinas River drops in close to the hillside bank and runs deep and green. The water is warm too, for it has slipped twinkling over the yellow sands in the sunlight before reaching the narrow pool. On one side of the river the golden foothill slopes curve up to the strong and rocky Gabilan mountains, but on the valley side the water is lined with trees—willows fresh and green with every spring, carrying in their lower leaf junctures the debris of the winter's flooding; and sycamores with mottled, white, recumbent limbs and branches that arch over the pool. On the sandy bank under the trees the leaves lie deep and so crisp that a lizard makes a great skittering if he runs among them. Rabbits come out of the brush to sit on the sand in the evening, and the damp flats are covered with the night tracks of 'coons, and with the spread pads of dogs from the ranches, and with the split-wedge tracks of deer that come to drink in the dark.

Writing to describe structure.



Extract from *The Hunger Games* by Suzanne Collins (2008)

When I wake up, the other side of the bed is cold. My fingers stretch out, seeking Prim's warmth but finding only the rough canvas cover of the mattress. She must have had bad dreams and climbed in with our mother. Of course she did. This is the day of the reaping. I prop myself up on one elbow. There's enough light in the bedroom to see them. My little sister, Prim, curled up on her side, cocooned in my mother's body, their cheeks pressed together. In sleep, my mother looks younger, still worn but not so beaten-down. Prim's face is as fresh as a raindrop, as lovely as the primrose for which she was named. My mother was very beautiful once, too. Or so they tell me. Sitting at Prim's knees, guarding her, is the world's ugliest cat. Mashed-in nose, half of one ear missing, eyes the colour of rotting squash. Prim named him Buttercup, insisting that his muddy yellow coat matched the bright flower. He hates me. Or at least distrusts me.

Writing your opinion structure.

